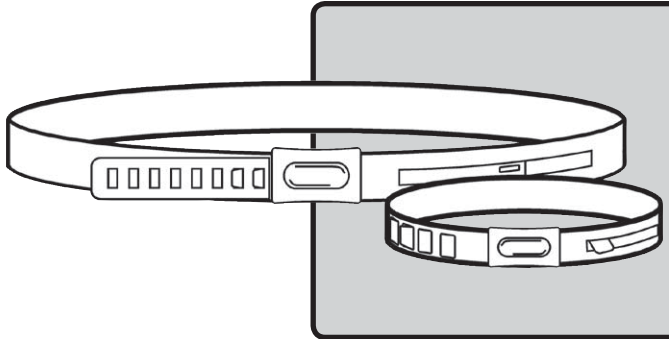




ADJUSTABLE CLAMPS

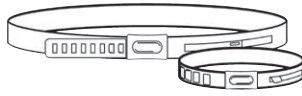


These Adjustable Stainless Steel Clamps are a great asset to Axle Rebuilders as many fewer part numbers have to be carried to cover all axle variations than with the Stepless Clamps. Clamps are sold in Bags of 10 Clamps or 100 Clamps. (See Listing Below)

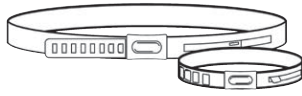
Example:
 86-6270-0 (1) bag of 10 pieces.
 86-6170-0 (1) bag of 100 pieces.

7mm Wide Clamps

EMPI Part # (10 Pack)	EMPI Part # (100 Pack)	Range (mm) Closed-Open	Range (inches) Closed-Open
86-6270-0.....	86-6170-0.....	23.7-30.0.....	0.933-1.181
86-6281-0.....	86-6171-0.....	28.7-35.0.....	1.130-1.378
86-6272-0.....	86-6172-0.....	33.7-40.0.....	1.327-1.575
86-5273-0.....	86-5173-0.....	38.7-45.0.....	1.524-1.772
86-5274-0.....	86-5174-0.....	43.7-50.0.....	1.720-1.969
86-6275-0.....	86-6175-0.....	48.1-56.0.....	1.894-2.205
86-6276-0.....	86-6176-0.....	54.1-62.0.....	2.130-2.441
86-6277-0.....	86-6177-0.....	60.1-68.0.....	2.366-2.677
86-6278-0.....	86-6178-0.....	66.1-74.0.....	2.602-2.913
86-6279-0.....	86-6179-0.....	72.1-80.0.....	2.838-3.150
86-6280-0.....	86-6180-0.....	78.1-86.0.....	3.075-3.386
86-6281-0.....	86-6181-0.....	84.1-92.0.....	3.331-3.622
86-6282-0.....	86-6182-0.....	90.1-98.0.....	3.547-3.858
86-6283-0.....	86-6183-0.....	96.1-104.0.....	3.783-4.094
86-6284-0.....	86-6184-0.....	102.1-110.0.....	4.020-4.331
86-5285-0.....	86-5185-0.....	108.1-116.0.....	4.256-4.567



9mm Wide Clamps



EMPI Part # (10 Pack)	EMPI Part # (100 Pack)	Range (mm) Closed-Open	Range (inches) Closed-Open
86-5286-0.....	86-5186-0.....	64.6-72.0.....	2.543-2.835
86-5289-0.....	86-5189-0.....	82.1-90.0.....	3.232-3.543
86-5290-0.....	86-5190-0.....	88.1-96.0.....	3.469-3.780
86-5291-0.....	86-5191-0.....	94.1-102.0.....	3.705-4.016
86-5292-0.....	86-5192-0.....	100.1-108.0.....	3.941-4.252
86-5293-0.....	86-5193-0.....	106.1-114.0.....	4.177-4.488
86-5294-0.....	86-5194-0.....	112.1-120.0.....	4.413-4.724
86-5295-0.....	86-5195-0.....	118.1-126.0.....	4.650-4.961