



RACK & PINION BELLOW ILLUSTRATIONS

R & P Bellows

<p>375 8.775 1.210</p> <p>88-1000 Universal Bellows. Each end may be trimmed for desired diameter</p>	<p>381 7.500 1.755</p> <p>88-1001 Universal Bellows. Each end may be trimmed for desired diameter (with Vent Nipple)</p>	<p>325 7.855 1.680</p> <p>88-1500 (with Vent Hole)</p>	<p>430 6.130 2.220</p> <p>88-1501 (with Vent Hole)</p>
<p>360 6.280 1.585</p> <p>88-1502 (with Vent Nipple)</p>	<p>360 8.380 1.260</p> <p>88-1504</p>	<p>370 5.710 1.645</p> <p>88-1505 (with Vent Nipple)</p>	<p>360 7.540 1.210</p> <p>88-1506</p>
<p>360 6.265 1.960</p> <p>88-1507 (with Vent Nipple)</p>	<p>360 6.360 1.780</p> <p>88-1508 (with Vent Nipple)</p>	<p>360 6.210 1.470</p> <p>88-1509</p>	<p>440 7.380 1.795</p> <p>88-1510</p>
<p>1.340 5.230 1.905</p> <p>88-1511</p>	<p>385 6.575 2.295</p> <p>88-1512</p>	<p>457 6.132 1.930</p> <p>88-1513</p>	<p>397 5.500 1.294</p> <p>88-1514</p>



RACK & PINION BELLOW ILLUSTRATIONS

<p>Diagram of rack and pinion bellows 88-1515. Dimensions: top width .385, bottom width 1.785, height 5.525.</p>	<p>Diagram of rack and pinion bellows 88-1516. Dimensions: top width .370, bottom width 1.200, height 7.335.</p>	<p>Diagram of rack and pinion bellows 88-1518. Dimensions: top width .800, bottom width 1.255, height 5.175.</p>	<p>Diagram of rack and pinion bellows 88-1519. Dimensions: top width .385, bottom width 1.835, height 5.740.</p>
<p>Diagram of rack and pinion bellows 88-1520. Dimensions: top width .375, bottom width 1.860, height 6.455.</p>	<p>Diagram of rack and pinion bellows 88-1521 (with Vent Hole). Dimensions: top width .425, bottom width 1.820, height 8.335.</p>	<p>Diagram of rack and pinion bellows 88-1522 (with Vent Hole). Dimensions: top width .425, bottom width 2.315, height 7.430.</p>	<p>Diagram of rack and pinion bellows 88-1523. Dimensions: top width .375, bottom width 1.985, height 5.705.</p>
<p>Diagram of rack and pinion bellows 88-1524 (with Vent Hole). Dimensions: top width .470, bottom width 2.440, height 6.355.</p>	<p>Diagram of rack and pinion bellows 88-1525. Dimensions: top width .400, bottom width 1.740, height 6.865.</p>	<p>Diagram of rack and pinion bellows 88-1526. Dimensions: top width .380, bottom width 1.800, height 6.325.</p>	<p>Diagram of rack and pinion bellows 88-1527. Dimensions: top width .360, bottom width 1.415, height 6.620.</p>
<p>Diagram of rack and pinion bellows 88-1528 (with Vent Nipple). Dimensions: top width .385, bottom width 1.570, height 7.270.</p>	<p>Diagram of rack and pinion bellows 88-1529 (with Vent Nipple). Dimensions: top width .370, bottom width 1.565, height 5.625.</p>	<p>Diagram of rack and pinion bellows 88-1530 (with Vent Nipple). Dimensions: top width .395, bottom width 1.605, height 6.680.</p>	<p>Diagram of rack and pinion bellows 88-1531 (with Vent Nipple). Dimensions: top width .385, bottom width 1.540, height 6.590.</p>

R & P Bellows



RACK & PINION BELLOW ILLUSTRATIONS

R & P Bellows

<p>88-1532 (with Vent Hole)</p>	<p>88-1533</p>	<p>88-1534</p>	<p>88-1535</p>
<p>88-1536</p>	<p>88-1537 (with Vent Nipple)</p>	<p>88-1538</p>	<p>88-1539</p>
<p>88-1540</p>	<p>88-1541</p>	<p>88-1542</p>	<p>88-1543 (with Vent Hole)</p>
<p>88-1544 (with Vent Hole)</p>	<p>88-1545</p>	<p>88-1546</p>	<p>88-1547</p>



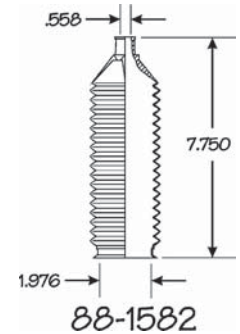
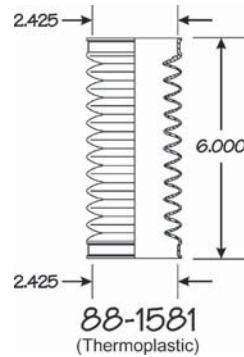
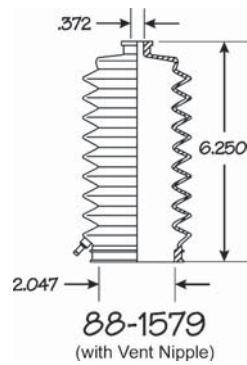
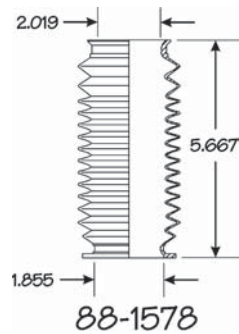
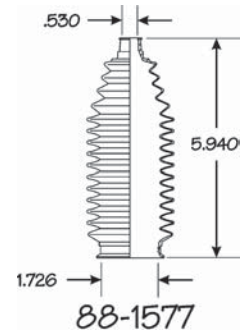
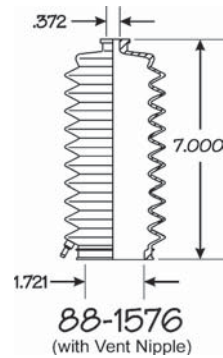
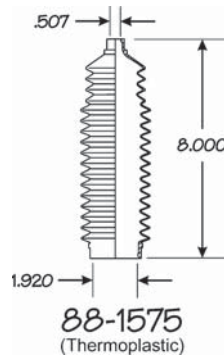
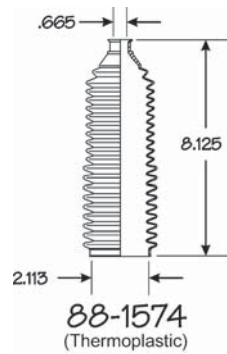
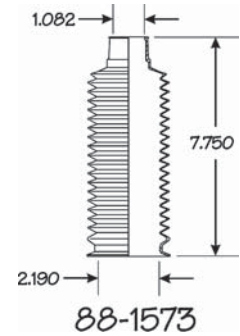
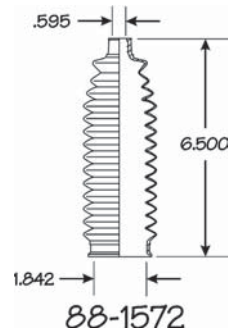
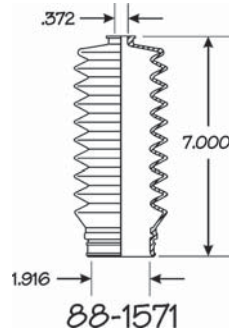
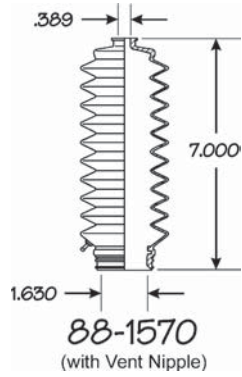
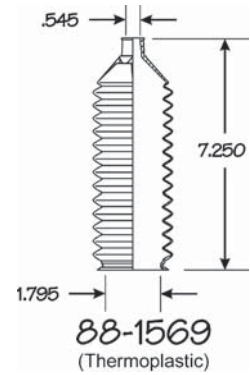
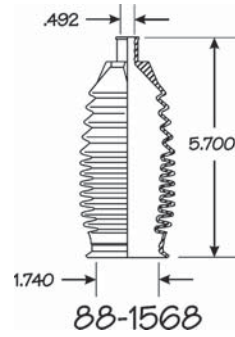
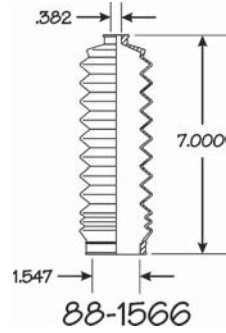
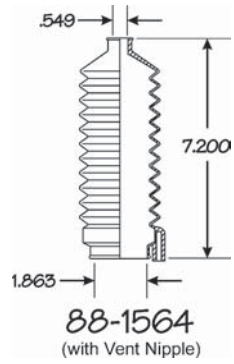
RACK & PINION BELLOW ILLUSTRATIONS

<p>.425 6.870 1.915 88-1548</p>	<p>.365 5.225 1.770 88-1549 (with Vent Hole)</p>	<p>.365 5.190 2.125 88-1550 (with Vent Hole)</p>	<p>.375 4.625 1.740 88-1551</p>
<p>1.915 21.295 2.550 88-1552 (Thermoplastic) Center</p>	<p>.510 8.835 1.985 88-1553 (Thermoplastic)</p>	<p>.672 7.628 2.152 88-1554 (with Vent Nipple)</p>	<p>.505 6.750 1.787 88-1555 (with Vent Hole)</p>
<p>.952 6.000 1.690 88-1556</p>	<p>1.775 5.930 1.775 88-1557</p>	<p>1.667 5.125 2.596 88-1558</p>	<p>.478 9.000 1.873 88-1559</p>
<p>1.572 9.750 2.091 88-1560 (Thermoplastic)</p>	<p>.457 7.500 2.432 88-1561 (with Vent Hole)</p>	<p>.517 7.750 1.734 88-1562 (with Vent Hole)</p>	<p>1.610 21.000 1.954 88-1563 (Neoprene) Center</p>

R & P Bellows



RACK & PINION BELLOW ILLUSTRATIONS



R & P Bellows



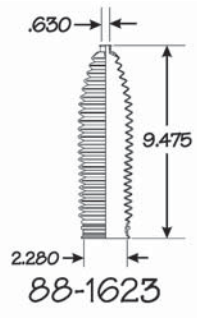
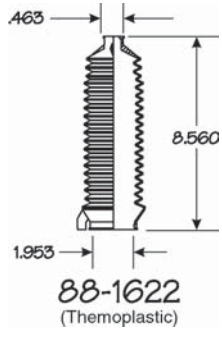
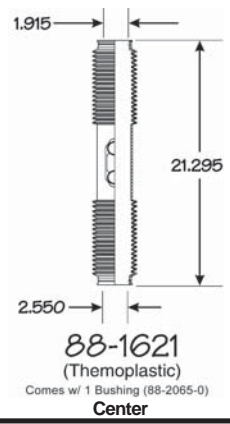
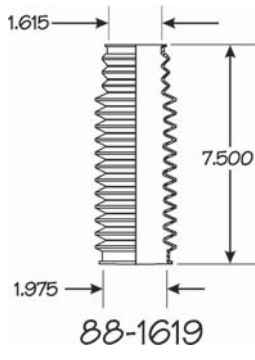
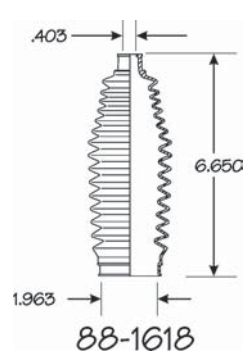
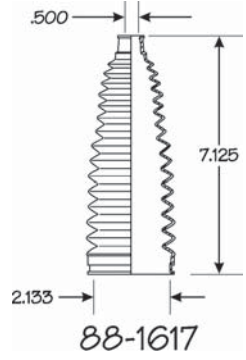
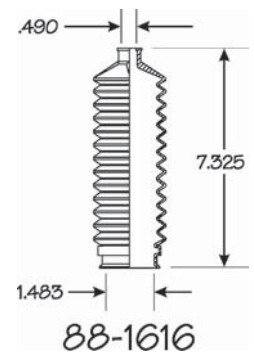
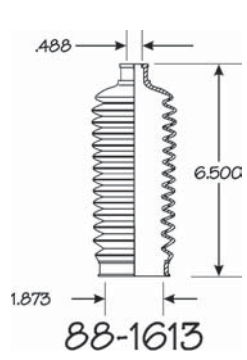
RACK & PINION BELLOW ILLUSTRATIONS

<p>2.505 2.515 21.125 88-1585 (Thermoplastic) Center</p>	<p>.522 2.550 6.000 88-1586 (with Vent Hole)</p>	<p>.685 2.622 7.292 88-1587</p>	<p>.694 2.450 9.212 88-1588</p>
<p>.572 1.963 7.530 88-1590</p>	<p>.575 2.516 7.484 88-1591</p>	<p>.393 1.967 6.445 88-1592</p>	<p>.652 2.135 7.370 88-1594</p>
<p>.790 2.175 7.405 88-1595</p>	<p>.528 2.290 6.654 88-1596</p>	<p>.505 1.840 8.425 88-1601</p>	<p>.710 2.040 7.620 88-1603</p>
<p>2.330 2.800 17.750 88-1604 (Thermoplastic) Center</p>	<p>.438 2.038 5.250 88-1605</p>	<p>.493 2.123 7.375 88-1609 (with Vent Hole)</p>	<p>.713 2.088 7.930 88-1610</p>

R & P Bellows



RACK & PINION BELLOW ILLUSTRATIONS



R & P Bellows